




Welcome to School District 51

What documents will you need to register your child for school?

1

Proof of residency**

Provide **one** of the following:




Lease

Includes names of lease holder and tenant, address, start and end dates



Mortgage

Includes name of property owner, address and statement date



Tax Bill

Includes name of property owner, address and date of bill

And two of the following :



Utility Bills

Includes name of resident and current address



Driver's License or State ID

Includes name of resident and current address

Note: **If living with a district resident, a "Letter in Lieu of Lease" needs to be completed. The owner will need to provide the documents listed above to prove residency. The parent/guardian will also have to provide documents to prove they are living at the residence.

Lieu of Lease Form

This form is titled "Lieu of Lease" and "Third Party Affidavit of Residency". It contains sections for "PART I: To be completed by the parent/guardian occupying the premises" and "PART II: To be completed by the owner/landlord/property owner". It includes fields for names, addresses, and dates.

This is the second page of the "Lieu of Lease" form, continuing the sections for the parent/guardian and the owner/landlord/property owner. It includes a section for "WITNESSES AND AFFIRMATIONS" and a signature line for the "Local Registrar's Signature".

Parent or guardian fills out a page and the owner fills out the other page.


The owner must also provide documents to prove residency.

The parent/guardian must also provide documents to prove they live at the address (*Utility bills and/or driver's license*).

2

Student's Birth Certificate or Passport

A sample birth certificate from Cook County, Illinois, dated 2/20/2016. It includes fields for child's name, sex, date of birth, county of birth, and parents' names. A large "SAMPLE" watermark is overlaid on the document.



3

Completed Registration Packet

A screenshot of the "Infinite Campus" online registration interface. It shows a "Welcome to Online Registration" message and a "Begin Registration" button. The "Registration Year" is set to 19 20.

4

Medical Information

This form is used to certify that a child has received a health examination. It includes sections for:

- Child's information: Name, Sex, Birth Date, Race/Ethnicity, School Grade Level.
- Parent/Guardian information: Name, Address, City, State, ZIP Code, Phone.
- Examination details: Date, Location, and a table for recording immunization status for various diseases (MM, DTaP, Hib, Polio, HepB, HepA, Tetanus, Diphtheria, Pertussis, MMR, MMR2, Hib, Polio, HepB, HepA, Tetanus, Diphtheria, Pertussis).
- Medical history: Allergies, chronic conditions, and other relevant health information.
- Physician information: Name, Address, City, State, ZIP Code, Phone.

Current physical and proof of immunization

This form is used to certify that a child has received a dental examination. It includes sections for:

- Child's information: Name, Sex, Birth Date, Race/Ethnicity, School Grade Level.
- Parent/Guardian information: Name, Address, City, State, ZIP Code, Phone.
- Dental examination details: Date, Location, and results of the examination.
- Medical history: Allergies, chronic conditions, and other relevant health information.
- Dentist information: Name, Address, City, State, ZIP Code, Phone.

Dental Exam

This form is used to report the results of an eye examination. It includes sections for:

- Child's information: Name, Sex, Birth Date, Race/Ethnicity, School Grade Level.
- Parent/Guardian information: Name, Address, City, State, ZIP Code, Phone.
- Examination details: Date, Location, and results of the examination.
- Medical history: Allergies, chronic conditions, and other relevant health information.
- Optometrist/Ophthalmologist information: Name, Address, City, State, ZIP Code, Phone.

Vision Exam

5

Optional: Free and Reduced Lunch Application

- Completed form includes a copy of a pay stub for each person in the residence who is earning a wage

This is the application form for the Illinois Free Lunch Program. It includes sections for:

- Applicant information: Name, Address, City, State, ZIP Code, Phone.
- Household members: A table to list all household members, including their names, birth dates, and whether they are currently employed.
- Income information: A table to report the gross income for each household member, categorized by source (e.g., Salary, Pension, Social Security).
- Signature and contact information: Signature of the adult household member and contact details for the school.